	Product Specifications	Ver. 3	1/4
	Ultrasonic Flow Meter for Fuel Gas (Internal Battery Type)	Model	UX [Nominal diameter] - [Pressure] BT - [Flow direction] - [Gas type]

1. Specifications

◎ Model UX [Nominal diameter] - [Pressure] BT - [Flow direction] - [Gas type]

Nominal diameter	Pressure	Flow direction	Gas type
<input type="checkbox"/> 25s	<input type="checkbox"/> 0 (Type without pressure sensor)	<input type="checkbox"/> L (left to right)	<input type="checkbox"/> 13A (city gas 13A)
<input type="checkbox"/> 32	<input type="checkbox"/> 100 (Type with pressure sensor)	<input type="checkbox"/> R (right to left)	<input type="checkbox"/> PRO (propane)
		<input type="checkbox"/> D (Downward)	<input type="checkbox"/> BTN (butane)
		<input type="checkbox"/> U (Upward)	<input type="checkbox"/> N2 (nitrogen)
			<input type="checkbox"/> AR (argon)

Connection diameter

Model	UX25s	UX32
Connection diameter	Rc1	Rc1 · 1/4

Flow range (Actual flow)

[m³/h]

Gas type	13A, PRO, BTN, N2, AR
Flow range	+0.7~35

Accuracy

• Flow measurement accuracy (Actual flow)

[m³/h]

	Gas type	13A, PRO, BTN, N2, AR
Accuracy	±0.5%FS	+0.7~3.5
	±4.0%RD*	+3.5~35

* In case a distance from an elbow of minimum 10D in the upstream side and 5D in the downstream side of the meter can be secured: ±2.0%RD

• Conversion accuracy

±1.5%RD (at 100 kPa, 23°C)

Conversion standard temperature

: -10 to +60°C (In unit of 1°C)

Conversion standard pressure

: 0.00 to 10.00 kPa

(In unit of 0.01 kPa, gauge pressure)

Atmospheric pressure under operating environment

: 0.0 to 200.0 kPa

(In unit of 0.1 kPa, absolute pressure)

Low flow cutoff In case the measurement flow is lower than Qcut, 0 m³/h is displayed for instantaneous flow


Qcut (can be changed by button operation and communication)

Initial setting value: ±0.14

Unit: Correlated to unit of sub display value

Response-ability	Instantaneous flow display value	2 seconds	(Smoothing by moving average method (initial setting value: 4 times))
	Pressure display value	10 seconds	(Smoothing by moving average method (initial setting value: 10 times))
	Temperature display value	10 seconds	

"◎" are selectable items.

	Product Specifications	Ver. 3	2/4
	Ultrasonic Flow Meter for Fuel Gas (Internal Battery Type)	Model	UX [Nominal diameter] - [Pressure] BT - [Flow direction] - [Gas type]

Display Main display: The following is switched and selected using the “left button”.
 Accumulated flow volume (m³)-Trip accumulated flow volume (m³)
 Sub display : The following is switched and selected using the “right button”.
 Type with pressure sensor Instantaneous flow (m³/h)-Pressure (kPaG)-Temperature (°C)
 Type without pressure sensor Instantaneous flow (m³/h)-Working gas pressure setting value (kPaG)-Temperature (°C)

Number of digits displayed

Main display

Forward accumulated flow volume [m³] : 00000000.00 10 digits
 Forward trip accumulated flow volume [m³] : † 0000000.00 9 digits

Unit: Selected by button operation and communication

When NORMAL flow is selected	When standard flow is selected	When actual flow is selected
NORMAL m ³	Standard m ³	m ³

Sub display

Instantaneous flow [m³/h]:000.00 (less than 1000) 5 digits
 0000.0 (1000 or more and less than 10000) 5 digits
 00000 (10000 or more) 5 digits

Unit: Selected by button operation and communication

When NORMAL flow is selected	When standard flow is selected	When actual flow is selected
NORMAL m ³	Standard m ³	m ³


Pressure [kPa] : 0000.0 (Type with pressure sensor) 5 digits
 000.00 (Type without pressure sensor) 5 digits

Temperature [°C] : 00.0 3 digits

Contact output Nch open drain output 2 channels

- Pulse output Nch open drain output 1 channel
 Pulse unit: 1000 L/P (Initial setting value) (Can be changed by button operation)
 (Can be changed to 1, 10, 100, 1000 and 10000 L/P)

Maximum load : 26.4 VDC·50 mA
 Duty : 20 to 80%
 Saturated voltage when ON : 1.5 V or less
 Current when OFF : 50 μA or less
 Maximum frequency : 10 Hz

	Product Specifications	Ver. 3		3/4
	Ultrasonic Flow Meter for Fuel Gas (Internal Battery Type)	Model	UX [Nominal diameter] - [Pressure] BT - [Flow direction] - [Gas type]	

- Alarm output Nch open drain output 1 channel
Battery voltage decrease alarm and flow upper or lower limit alarm (Either one is selected by button operation)

Battery voltage decrease alarm

When five years have passed since a battery is installed, an alarm signal is output as a battery replacement period.

Flow upper and lower limit alarm output


When the instantaneous flow becomes higher or lower than the set flow, an alarm signal is output.

(The alarm output upper and lower limit flow and alarm judgment value hysteresis width can be set by button operation.)

Measurable fluid	City gas (13A), butane (butane 70%, propane 30%), propane (propane 98%, butane 2%), nitrogen, argon
Working fluid temperature	-10 to +60°C
Working pressure	0 to 100kPa (gauge pressure)
Working ambient temperature	-10 to +60°C 90%RH or less (There must be no condensation)
Storage ambient temperature	-20 to +70°C 90%RH or less (There must be no condensation)
Power supply	Internal lithium battery Battery life: 5 years (At environment temperature of 20°C and humidity of 65%RH) *A lithium battery can be replaced on-site.

Model	CR17450A
Number of pieces	Six pieces
Lithium content	0.85 g (per piece)
Type	Assembled battery

Protection structure	IP 64 (JIS C0920: dust-proof, splash-proof type) which can be installed outdoors						
Flow direction	Free in upward, downward, left to right, and right to left (Direction indicated by arrow is forward flow)						
Installation position	Horizontal or vertical (Cannot be installed with the position that the display portion faces downward or the cable introduction portion faces upward)						
Pressure drop	500 Pa or less (Air, standard atmospheric pressure, at maximum flow)						
Mass	<table border="1"> <tr> <td>Model</td> <td>UX25s</td> <td>UX32</td> </tr> <tr> <td>Mass</td> <td>2.7kg</td> <td>2.7kg</td> </tr> </table>	Model	UX25s	UX32	Mass	2.7kg	2.7kg
Model	UX25s	UX32					
Mass	2.7kg	2.7kg					
Material	<ul style="list-style-type: none"> ○ Measurement portion Engineering plastic (PPS etc.), Aluminum alloy ○ Outer casing Aluminum alloy Display portion casing Aluminum alloy *○ symbol indicates the gas contacting parts. 						
Standard working period	10 years (At ambient temperature of 20°C and ambient humidity of 65%RH) *10 years is not the warranty period						
Accessories	M4 Hexagonal wrench						
Others	CE marking, UKCA marking, RoHS Directive compliant						

	Product Specifications	Ver. 3		4/4
	Ultrasonic Flow Meter for Fuel Gas (Internal Battery Type)	Model	UX [Nominal diameter] - [Pressure] BT - [Flow direction] - [Gas type]	

2. Precautions in handling

2-1. Installation environment

- (1) Although the high weather-proof electronic display is adopted, in case of installation at a place subjected to direct sunlight, provide a sunshade.
- (2) Do not install the flow meter at a place with much electromagnetic noise, in corrosive atmosphere, or with high humidity liable to cause dew condensation.
- (3) This product is designed for outdoor installation, but avoid areas where there is a risk of water submergence and water always splashes.
- (4) The GND (signal ground) is connected to the casing. Take the following measures, as necessary.
 - For DC24V type, use an insulation type power supply.
 - Install a pulse isolator to isolate signals between the flow meter and a receiver.
 - Use an insulating bolt, insulating washer, etc., to isolate the casing and pipes.
- (5) The meters do not conform to ATEX (explosion-proof) directive (2014/34/EU).

2-2. Piping conditions

- (1) In case propane or butane is the fluid to be flown, make sure to use the flow meter under conditions that the fluid does not become oil mist state due to re-liquefaction, etc.
- (2) Even though the meter is installed indoor, it cannot be installed with the position that the display portion faces downward or the cable introduction portion faces upward.
- (3) When installing it at the upstream or downstream of the governor, install it 10D or more away from the governor.